

Mid-range differential pressure switch. Compact design. Has efficient Nega-Rate® Belleville disc spring sensing mechanism. Settings not affected by system pressure changes.

Operating Pressure Data

Series	Fixed Set Point Range		Maximum Recommended System Pressure	Proof Pressure		
	Increasing	Decreasing		Simultaneous	High/Low	Low/High
155P	5 to 75 psid	3 to 67 psid	Up to 650	1000	1000	400
155PP	76 to 120 psid	68 to 102 psid	Up to 650	1000	1000	400

All values given in psig unless otherwise stipulated.

Standard Specifications

Deadband (Differential)

The deadband can be selected anywhere from 2 psi or 10% (whichever is greater) to 45% of the set point.

Electrical

Snap action electrical switch listed by Underwriters' Laboratories, Inc., Factory Mutual and CSA

Electrical Connection

½" - 14 NPT male conduit connection with PVC insulated 18 AWG leads 18" long

Pressure Connections

⅛" - 27 NPT Female

Temperature Range

Ambient: -30°F to +160°F
(-34°C to +71°C)
Media: -30°F to +160°F
(-34°C to +71°C)

Shipping Weight

1 pound

Ordering Sequence — Select desired option for each category

OPTIONS

Wetted Material

1 Aluminum ports, Teflon coated polyimide diaphragm, Buna-N O-Rings

Electrical Form

C 11 amps and ¼ hp 125 or 250 VAC; 5 amps resistive, 3 amps inductive 28 VDC; .5 amps resistive 125 VDC
CC 11 amps and ¼ hp 125 or 250 VAC; 5 amps resistive, 3 amps inductive 28 VDC; .5 amps resistive 125 VDC

Enclosure

6 Explosion proof • factory sealed • hermetically sealed electrical assembly P/N 057-0030 (C Form); P/N 057-0057 (CC Form). Underwriters' Laboratories, Inc. listed (file #E56677) or Canadian Standards Association certified (file #34146) for Division 1 and 2; Class I, Groups A, B, C and D; Class II, Groups E, F and G hazardous locations (NEMA 7 and 9)

Miscellaneous

A Epoxy paint exterior — extra protection for severe environments
B Viton O-Ring
C EPR O-Ring
M Gold electrical contacts for extremely low current applications
N CENELEC approval
R 72" Electrical free leads
W Stainless steel screws — exterior (Standard with Option A)

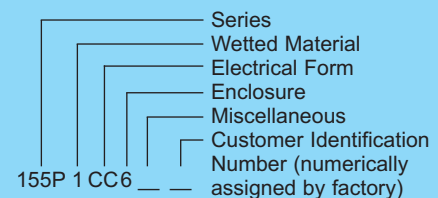
Special (Consult representative or factory)

- Adjustment (±5 psi of set point)
- Non-catalog set point, deadband and/or proof pressure
- Operating temperature capability from -65°F to +350°F
- Chemical seals installed

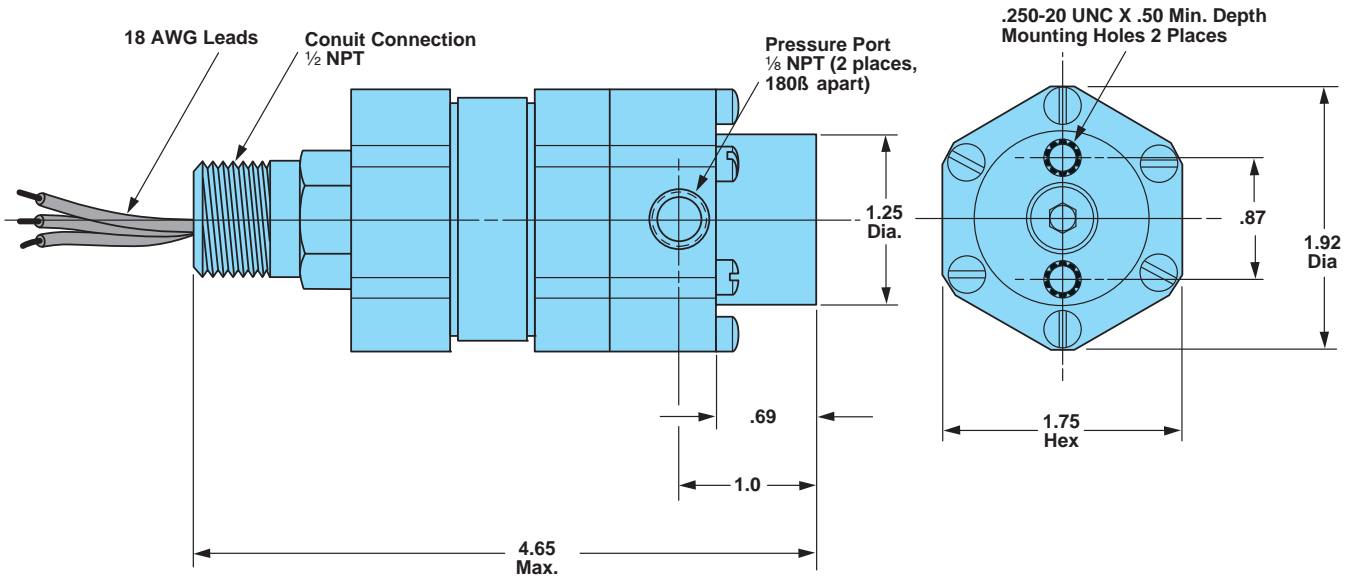
Ordering Procedure

- Specify set point, increasing or decreasing
- Specify deadband if pertinent and if not, specify as 'open'
- Specify system pressure
- Specify media
- Insert available option number or letter designation as required

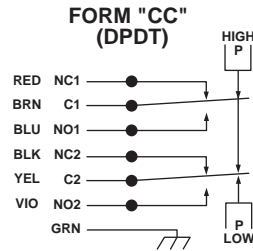
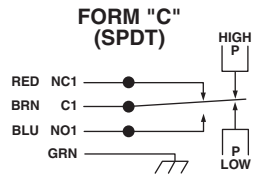
Example



Envelope Dimensions



Electrical Form



Basic Principles of Design

